

Puppy

Puppy Care Guide For New Pet Parents
Nutrition, Training & More



Pedigree[®]





Just brought home
a new puppy?

Congratulations!

**Pedigree**[®]

joins you on this great adventure.



Index

Care and training 5

Feeding your Puppy 18

Help your pup get to the next
stage! 27



Everything is about to change!

When your pup arrives home, they will take a while to settle in. They are just like a baby that requires special attention and care. We at **Pedigree®** would like to share a few tips that will help you give your pup the right start to life!



First things first, your puppy will need plenty of love, hugs, patience and of course, nutritious food.

Read on for useful tips to consider before your puppy arrives

Pick a good name


Get the family together and propose names for the new member. We recommend that the puppy's name be short and easy to say. Notice his features, physical and personality traits and pick a name that suits them.

WINNING NAME:



Place Here
Your
Puppy's
Photo





Things to remember:

When did my **Puppy** get home?

Day

Month

Year

The first thing he did was:

The cutest thing he did was:

The funniest thing he did was:



Useful phone numbers:

Vet:



Clinic:

Phone number:

Address:



Dog Groomer:

Phone number:

Address:

Get things ready at home to welcome your new friend

FOOD

Food like **Pedigree® Mother and Baby Dog Starter** provides the nutrients your pup needs to grow up to be healthy and stay protected. It is important that you check the feeding instructions at the back of the package so you can feed them the right amount according to their breed and age. You can also use a measuring cup.

BOWLS FOR WATER AND FOOD

Look for bowls that are right for the size of your puppy. Always leave fresh clean water within their reach.

PUPPY BED

Make sure your puppy has a comfortable and large place to sleep. It should be a nice spot, preferably inside the house, cozy and safe.



BRUSH

Daily grooming will keep their hair shiny and clean.

A TOY TO PAMPER THEM

Your puppy's teeth are developing. If you don't want them to bite your shoes, remember that your puppy should have their own toys. There are tons of toys with fun shapes that they will surely love.

COLLAR, LEASH AND ID TAG

Each time your puppy goes for a walk, they will need a collar that is not too tight and a leash made of a resistant material. Attach an ID tag to the collar with your name and phone number so that you can be contacted in case your pup goes missing.



Give your new pup a warm welcome!

The first few days that your puppy spends with you will be very important. They will sleep a lot, and will get familiar with the world by sniffing around. Let them get a whiff of every corner of the house. They will probably try to bite things. Keep away things you don't want them to chew, remember that they are natural explorers.

Pamper your puppy and don't leave them alone for too long.



PEDIGREE® TIP

Your puppy may feel lonely and cry a little the first few days, but try not to visit them each time this happens. They will get used to their new home in just a few days.

TAKE THEM TO THE VET

Schedule an appointment and take your puppy to the vet for a health evaluation. The vet will give you important medical advice depending on the life stage your pup is in.



Schedule their vaccination

Vaccination is crucial for your puppy after 8 weeks of age, since it:

- Prevents them from catching diseases
- Creates antibodies



Vaccination schedule

Vaccine	Vaccination age
All in one/Polyvalent	6 - 8 weeks
All in one/Polyvalent	Every 2 - 3 weeks until 16 - 20 weeks of age
Anti-Rabies*	12 weeks

*Speak to your local vet for right age and booster if required



PEDIGREE® TIP

Together with the vet, program the vaccination schedule that your puppy must follow throughout this stage, and when they become an adult.



Toilet Training

It takes consistency to get your puppy used to your routines.

A FEW TIPS:

Designate an area for your puppy to go to the toilet and take them there whenever you think they need to go: in the morning, after their meals and at night.

Use words like “toilet” “poop” or “pee”, so your puppy will understand and learn what that area is for.



PEDIGREE® TIP

If they accidentally relieve themselves outside of the designated area, don't yell at them or scold them, it's better to say “NO” and take them right away to the designated area.



Bath Time!

MAKE THIS TIME A FUN TIME!

- For bath time, pick warm days and hours
- Use a good quality shampoo and make sure to rinse and dry them thoroughly
- We recommend that you bathe them every 3 or 4 weeks
- Brush their hair properly and frequently to keep their coat clean and shiny



Tips for training

Puppies love to play at any time and in any place. You can teach your pup behaviour rules by playing with them. Guide them and show them what they are allowed to play with and what they are not. This way you'll form a great relationship with your puppy.

If your puppy doesn't obey, use your voice to call their attention. Make sure to do this as they misbehave, so they will understand the reason.

Here are 2 basic tricks for you to start training your furry friend:



1.

When you take them for a walk, avoid pulling their leash too tight. Set the pace from the start and walk together. If they step ahead, give the leash a light tug to pull them back. At the same time give them the command "heel".

2.

If you want to teach your pup to sit, take a **Pedigree®** treat, put it close to their face and move it towards the back of their head as if you were caressing their forehead, so that they will lift their head and sit down. Once they do this, give them their reward and repeat it several times,

The results will surprise you!



Snacks are useful to educate and train your dog, they are an excellent reward that you can use to even teach them tricks.



Socializing

Socialization in dogs starts in their first months of life and continues throughout their entire lives. It is crucial that your puppy learns to interact properly with other dogs.

Here are some tips:

- Expose your puppy to all visitors and sounds so they can explore and learn by themselves
- Little by little, they should spend time in places with kids. This way they will get acquainted with different behaviour and sounds





FEEDING YOUR PUPPY

Did you know that in just one year your puppy will reach the weight that they will have for the rest of their life?

Nutrition is the most important thing for your puppy's development. That is why it is very important that you carefully select the food that you'll give them.

PROCESSED FOOD

- Provides the exact amount of nutrients and energy for your puppy to grow healthy and strong
- Contains the right balance and amount of nutrients according to their life stage
- It is made under high quality standards



PROCESSED FOODS MYTHS

1.

Homemade food provides the same level of nutrition as processed food

FALSE:

Unlike processed food, homemade food will hardly provide full nutrition. It would be very difficult to achieve the right balance of vitamins, minerals and fats that your dog needs.

2.

It is good to feed your pooch bones to strengthen their bones and teeth

FALSE:

The best way to strengthen their bones and teeth is through a complete and balanced diet that contains the appropriate levels of calcium and phosphorus, especially in their developmental stage.

3.

It is good to feed them eggs and other supplements to improve their coat

FALSE:

Your dog's inner health will reflect on their coat. No supplement is necessary, you just need to give them food with the ideal balance of vitamins, minerals and fatty acids—such as **Pedigree®**.



PEDIGREE® TIP

For your puppy to grow healthy and stay protected, we recommend you not feed them homemade food since it does not contain the right amount of nutrients they need.



A puppy has special nutrition requirements

To grow healthy, strong and happy, you need to:



Strengthen their defenses

It is important to provide them with the necessary nutrients like vitamins and minerals to strengthen their immunity.



Enhance their brain function

At this age, their brain function is developing. DHA is essential when it comes to enhancing it.



Strengthen their bones

Their bones and teeth are developing, so it is important to strengthen them with calcium and phosphorus.

The science behind Pedigree®



Feed your dog food that allows them to **grow healthy** and provides them with all the protection they need.



Pedigree® has dedicated the last 60 years developing foods with the perfect balance of vitamins, fibers and proteins that dogs require to live happy and healthy through all their life stages.



The **Waltham®** research center, located in England, is the scientific support for **Pedigree®**. It is a leading authority that delivers all the knowledge to develop products that provide the best nutrition for pets.



Waltham® Centre for pet nutrition and care. Leicestershire, England



Product and feeding guides



Which Pedigree® food is ideal for your puppy?



Mother & BabyDog Starter

3 to 12 weeks



Contains essential nutrients to support their growth potential.



Contains Vitamin E as a part of complete and balanced food to support natural defense.



Puppy Dry

12 weeks to Adulthood



Contains protein for stronger muscles.



Contains Zinc and Omega fatty acids for healthy skin and coat



Contains Vitamin E which supports the dog's immune system.

Wet Food

An adequate balance between dry and wet food contributes to your pet's general well-being. Choose from a variety of flavors and nourish them

Pedigree® wet food, especially in the summer to aid hydration.



Oral Health

It is important to maintain good oral hygiene habits for your pup from an early age. Ask your vet about the frequency and the ideal way to do this when they are still a puppy








PEDIGREE® TIP

When your pup becomes an adult, remember to try Dentastix®.

Puppy Feeding Guide




Recommended Daily Feeding

Dry Food

Expected adult body weight	<4 mos.	4-6 mos.	6-9 mos.	9-12 mos.	12-18 mos.	19-21 mos.	
Toy < 5kg 	50-100 gms	100-150 gms		Change to PEDIGREE® Adult dogfood.			
Small 5-10 kg 	100-200 gms	150-200 gms					
Medium 10-25kg 	200-250 gms	250-400 gms	350-450 gms				400-500 gms
Large 25-50kg 	200-500 gms	350-650 gms	400-800 gms				500-900 gms
Giant 50-70kg 	350-750 gms	500-900 gms	650-1000 gms				800-1150 gms

This is only guide for a **full day food requirement** for you dog. Your dog's needs may differ from the indicated amount depending on his activity level and body condition. Please ask your vet for help if you are unsure

Wet Food

Puppy	 Toy 1-5 kg	 Small 5-10 kg	 Medium 10-25 kg
1 - 4 months	1 — 7	3 — 12	5 — 22
4 - 6 months	2 — 7	7 — 12	12 — 24
6 - 9 months	2 — 7	7 — 12	12 — 24
9 - 12 months	Change to PEDIGREE® Adult Wet Food		12 — 23

You can increase or decrease the daily amount according to your dog's activity level.

When does your puppy become an adult?

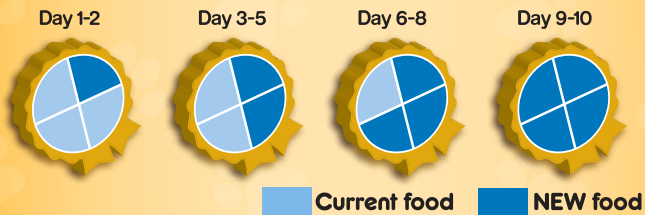
Just like humans, even dogs experience physical changes as they grow. Each breed has a particular cycle that determines the time it takes for a puppy to reach adulthood.

Breed	Age
Miniature	9 months
Small	12 months
Medium	12 months
Large	14 - 18 months
Giant	18 - 24 months

Help your puppy get to the next stage!

When your furry friend crosses puppyhood, they will need food that meets the physical and nutritional requirements of this new life stage.

Make sure to make the right transition into **Pedigree®** adult dog food. We recommend you do it in a 10-day period.



Choose the food most adequate for their size.



Pedigree® stays with your pooch through all their life stages

We are sure that your newest family member will make your life even more special.

Remember that **Pedigree®** will always be by your side as you give your dog the care and love that they deserve throughout all the stages of their life.



Puppy

Adult

3 - 12 weeks

12 weeks to Adulthood

1+ years

Pedigree® Tip:

Mixing together dry food and wet food will help enhance the flavour, texture and aroma of your pooch's meal, while providing complete and balanced nutrition.



May your puppy
to be strong,
happy and



grow up
healthy,
active



www.pedigree.in



Follow us at :



Scan the QR code to get
your free Puppy Starter Kit!

For more tips and tricks, visit our "Pawsome Parenting" YouTube channel

MARS

